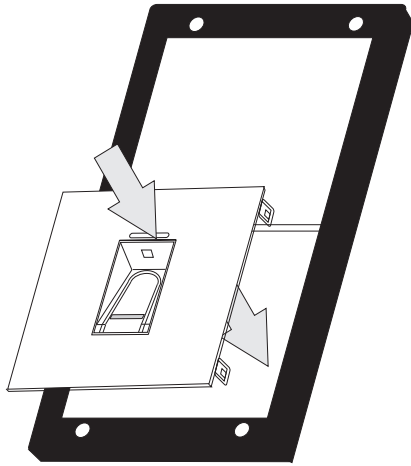
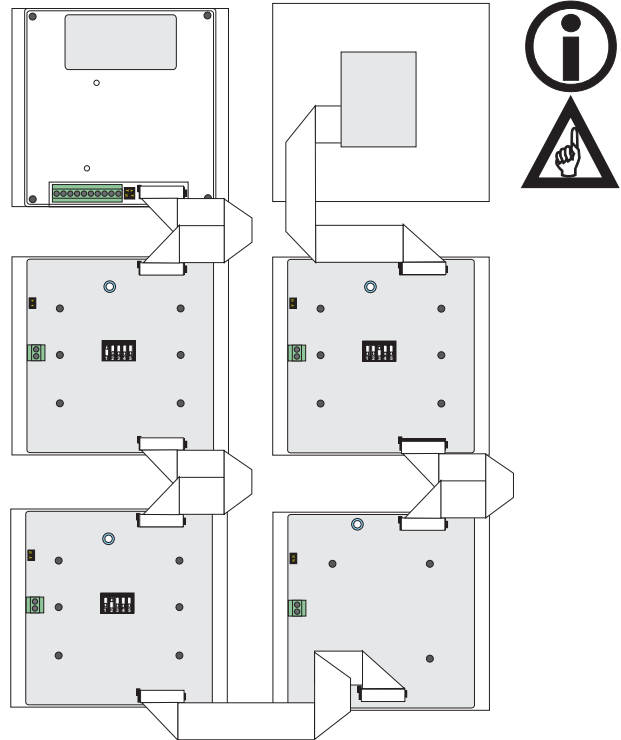



- D** Doortello Business DB 25 Fingerprintmodul
- GB** Doortello Business DB 25 Fingerprint module
- I** Doortello Business DB 25 modulo biometrico

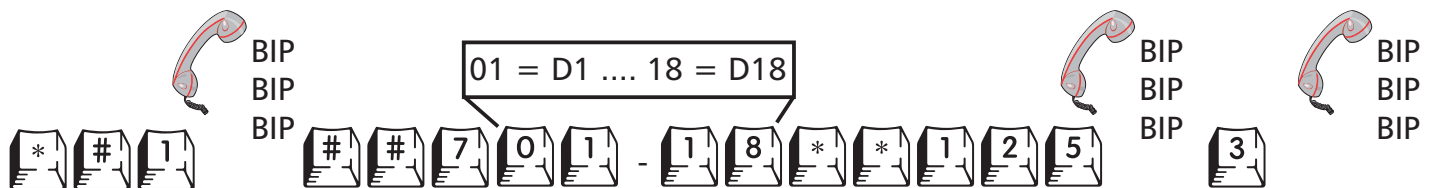


DB BUS ADR. 125

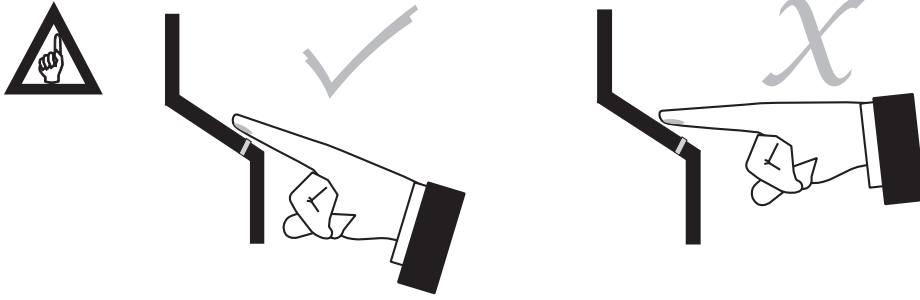


- D** Das DB 25 darf nur als LETZTES Modul im DB Bus installiert werden. Das Modul wird über den Bus versorgt. Mit installiertem DB 25 dürfen max. weiter 11 Module vom DB Bus versorgt werden (siehe auch *Bedienungsanleitung Doortello Business*).
- GB** The DB 25 module can be installed only as LAST module of the bus. The module is powered by the bus itself. If a DB 25 is installed max. 11 more modules can be powered over the bus. (see also *User guide Doortello Buisness*).
- I** Il modulo DB 25 può essere installato solo come ULTIMO modulo del bus. Il modulo viene alimentato dal bus stesso. Se un modulo DB 25 è installato possono essere alimentati solo ulteriori 11 moduli dal bus (vedi anche *Guida all'uso Doortello Business*).

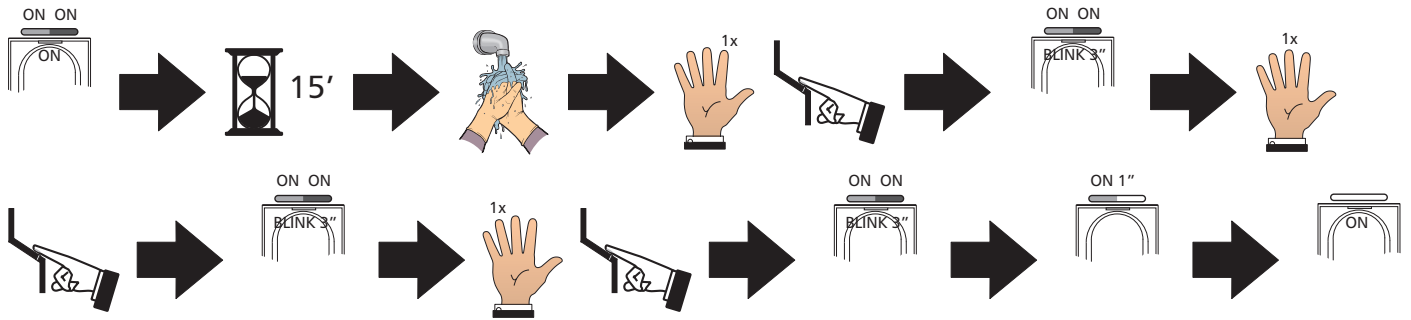
Zuordnung des DB Steuerkontaktes/DB driver contact association/associazione contatto relè DB



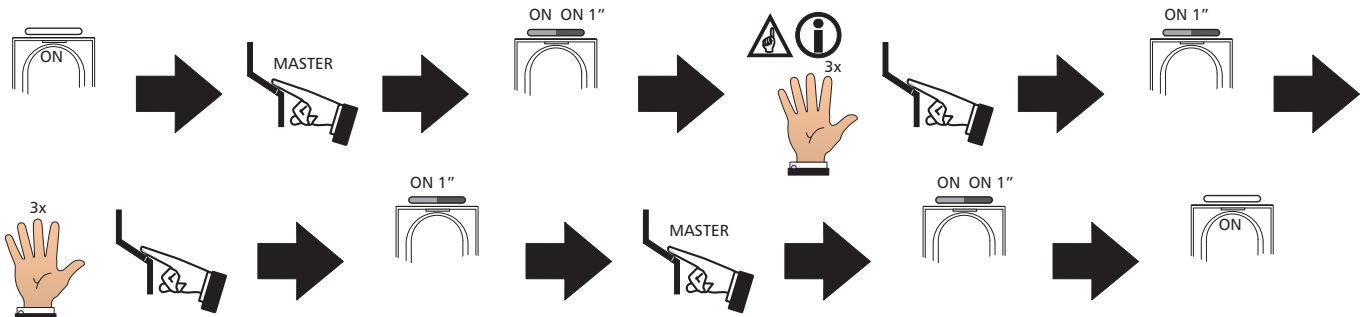
- D** Programmiermodus am Doortello Business muss aktiv sein! Siehe auch *Bedienungsanleitung Doortello Business*.
- GB** Porgramming mode must be active at the Doortello Business. See also *User guide Doortello Business*.
- I** La modalità programmazione deve essere attiva sul Doortello Business. Vedi anche *Guida all'uso Doortello Business*.



Erste Einschaltung (Masterfingerprogrammierung)/First power on (master finger programming)/
Prima accensione (programmazione dito master)

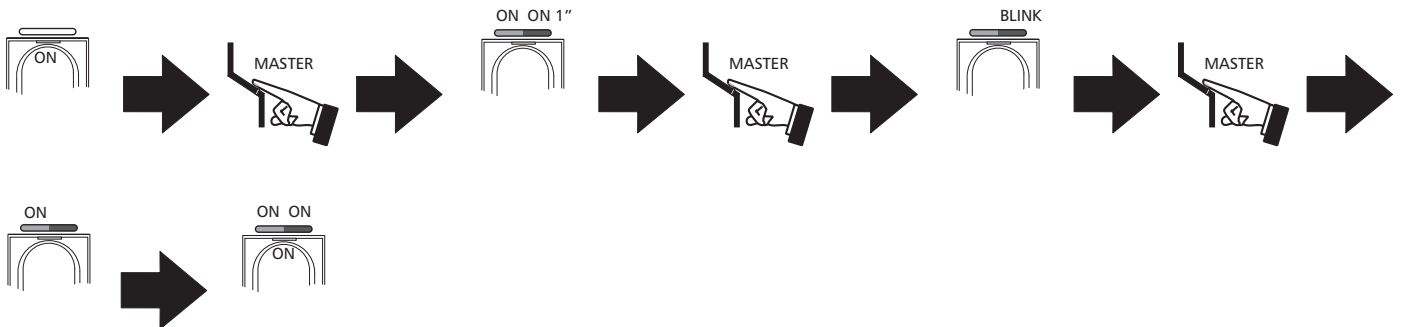


Programmierung Benutzerfinger/User finger programming/Programmazione dito utente



- D** Masterfinger dürfen nicht als Benutzerfinger programmiert werden!
- GB** Do not use master finger as user finger!
- I** Non usare dita master come dito utente!

Löschen aller Finger (Benutzer und Master)/Delete all finger (user and Master)/Cancellazione di tutte le dita (utente e master)



Quickmarks. Download reader for mobile phone: <http://www.quickmark.com.tw/En/basic/download.asp>



Bedienungsanleitung
DB 25
komplett, deutsch