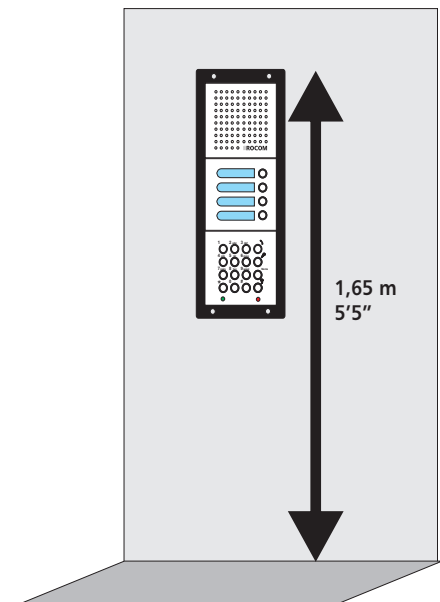
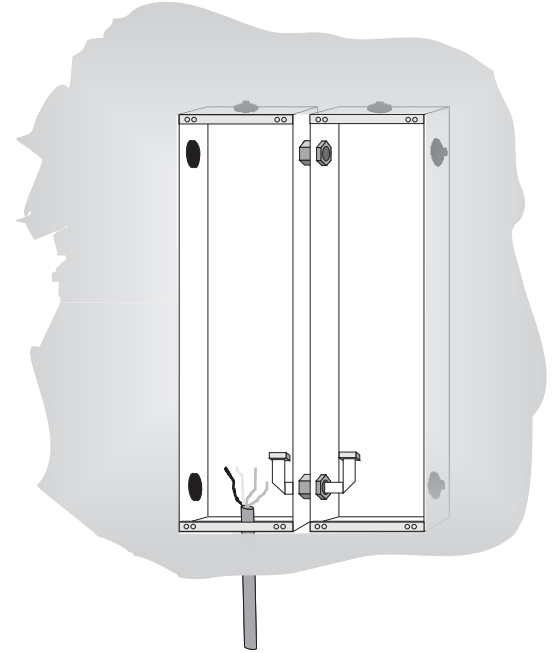
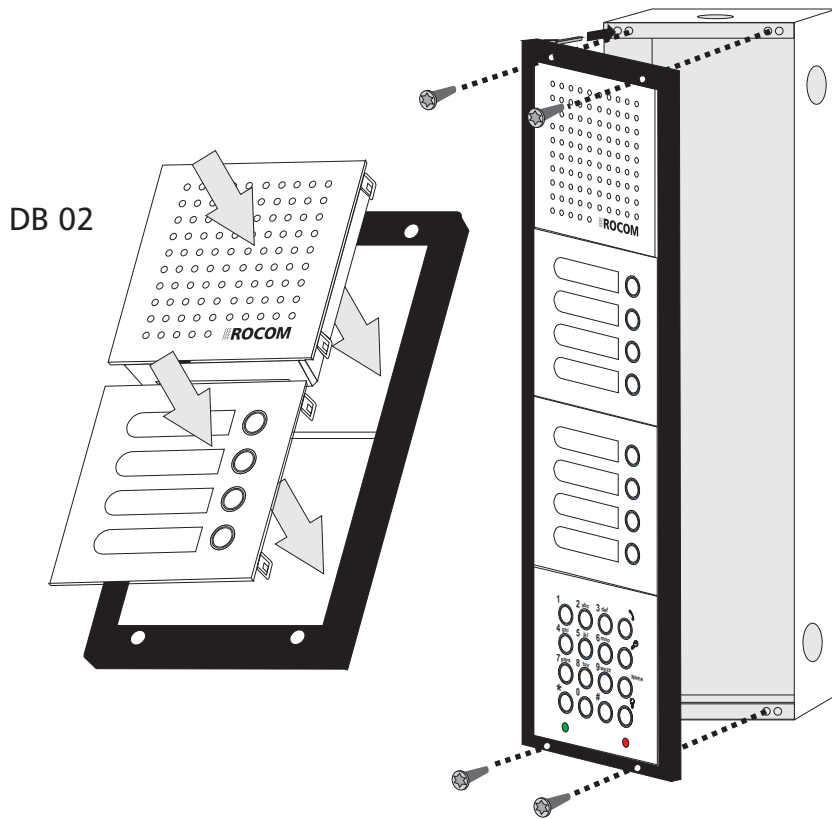


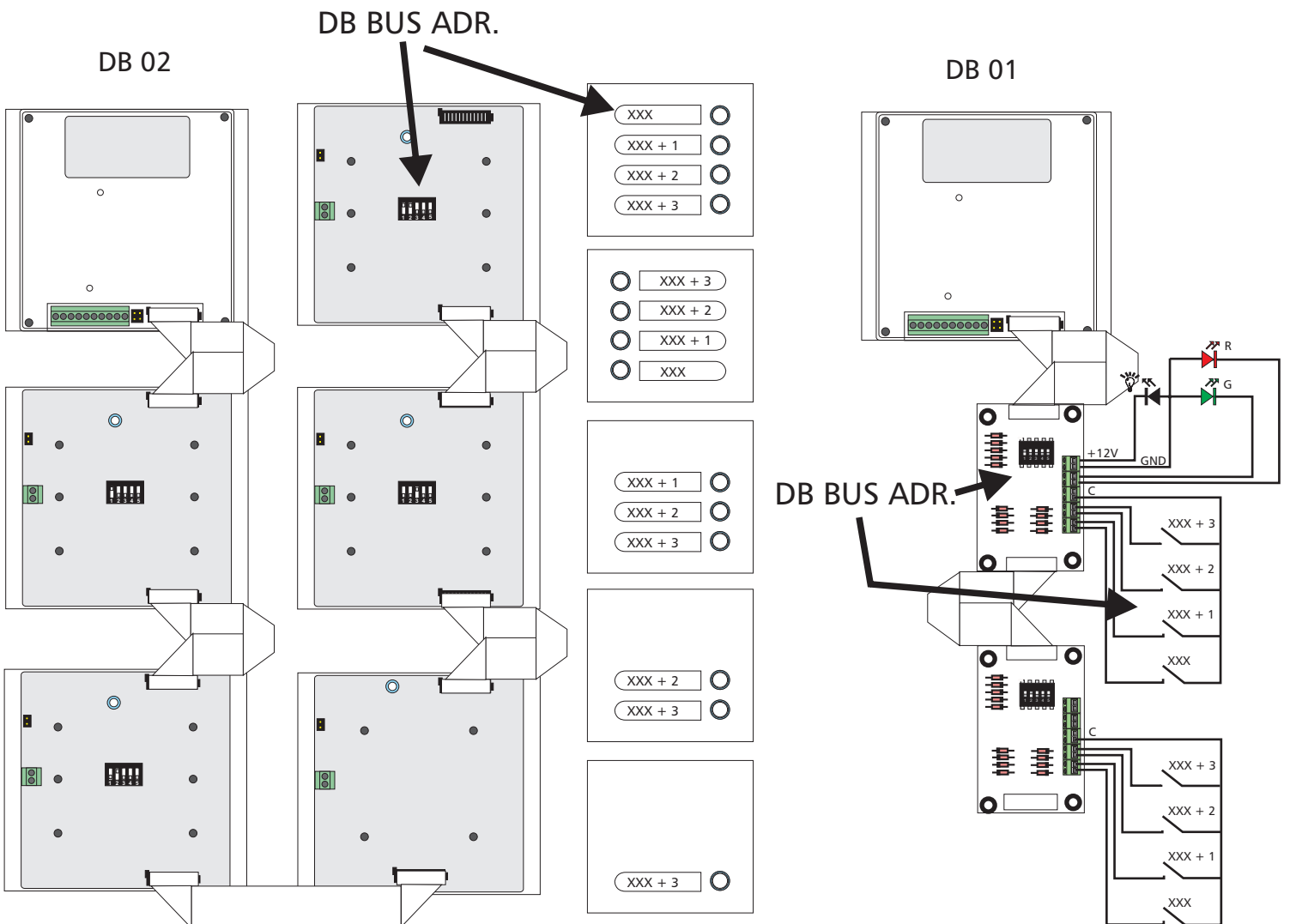
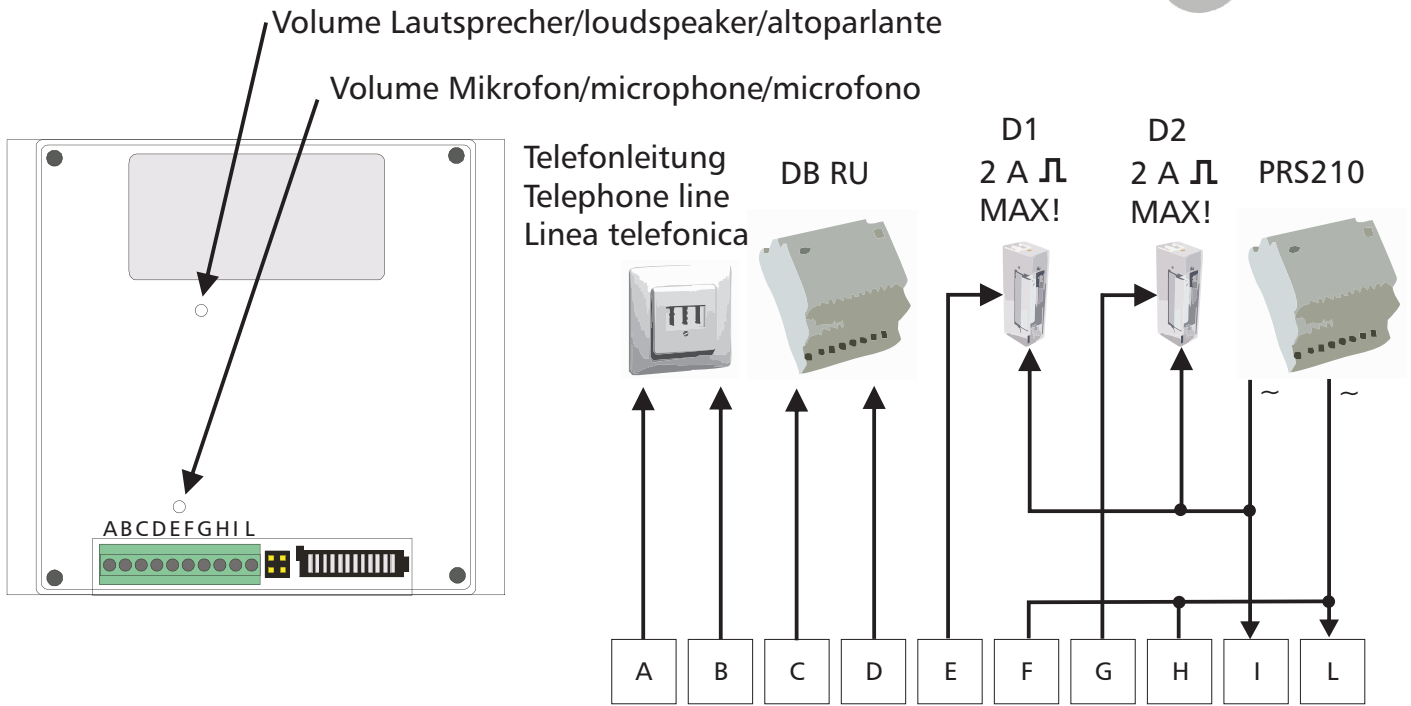
ROCOM

- D** Doortello Business Kurzbedienungsanleitung
- GB** Doortello Business quick guide
- I** Doortello Business guida rapida



ROCOM

- D** Doortello Business Verkabelung
- GB** Doortello Business cabling
- I** Doortello Business cablaggio



- D** Doortello Business Programmierung
- GB** Doortello Business programming
- I** Doortello Business programmazione

Programmiermodus aktivieren/activate programming mode/attivazione modalità programmazione




Grunddaten laden/load factory set up/carica dati di fabbrica



Programmierung der Rufnummern/telephon no. programing/programmazione nr. di telefono

	001 + n		025 + n		045 + n		065 + n		089 + n		109 + n
	005 + n		029 + n		049 + n		069 + n		093 + n		113 + n
	009 + n		033 + n		053 + n		073 + n		097 + n		117 + n
	013 + n		037 + n		057 + n		077 + n		101 + n		121 + n
	017 + n		041 + n		061 + n		081 + n		105 + n		125,126, 127
	021 + n						085 + n				

DB BUS ADR.

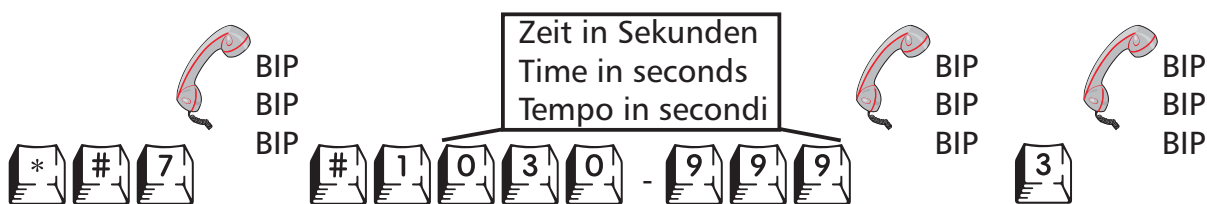


	wählt/dials/seleziona			wählt/dials/seleziona			
	wählt/dials/seleziona			wählt/dials/seleziona			
	wählt/dials/seleziona			wählt/dials/seleziona			
	wählt/dials/seleziona					wählt/dials/seleziona	
	wählt/dials/seleziona					wählt/dials/seleziona	
	wählt/dials/seleziona					wählt/dials/seleziona	"PAUSE"
	wählt/dials/seleziona					wählt/dials/seleziona	

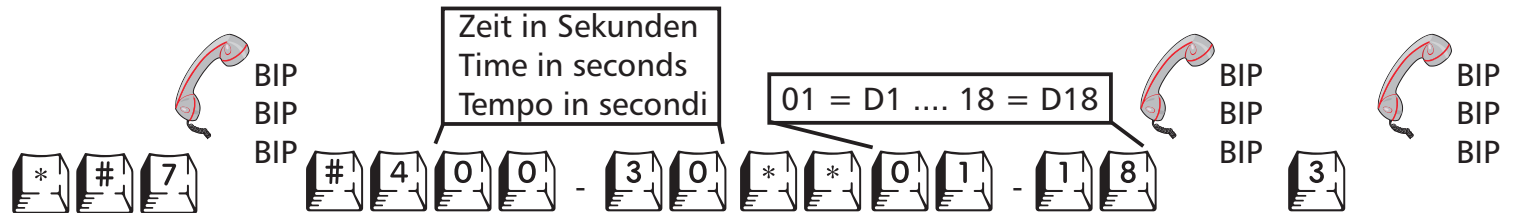
Telefonnummer löschen/delete a telephone no./cancellazione nr. telefonico



Maximale Verbindungszeit/disconnection timer/tempo max.impegno linea



Aktivierungszeit Kontakte/contact activation timer/tempo attivazione contatti

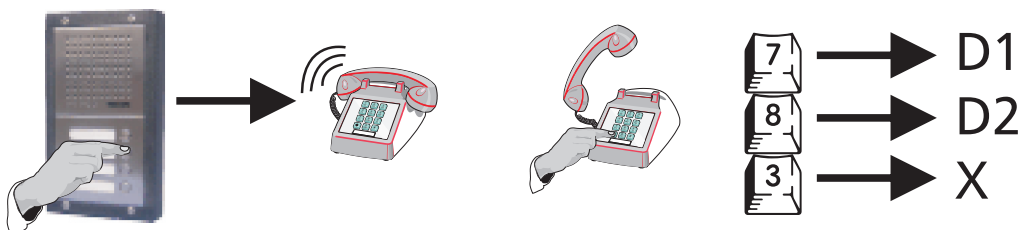


Tonplan/progress tone plan/piano toni



01 = GER, ITA, MEX, POL, LUX	05 = SPA, FRA	09 = USA, CAN, TUR	13 = T-Com
02 = SWE, DEN, ISL, POR	06 = SIN	10 = Agfeo	14 = Tenovis
03 = AUT, FIN, GRE, HUN	07 = BEL	11 = Panasonic	15 = Auerswald
04 = GBR, AUS	08 = CZE	12 = Siemens	16 = Gesko

Bedienungsanleitung/user guide/guida all'uso



Quickmarks. Download reader for mobile phone: <http://www.quickmark.com.tw/En/basic/download.asp>



Bedienungsanleitung
DB 0x
komplett, deutsch