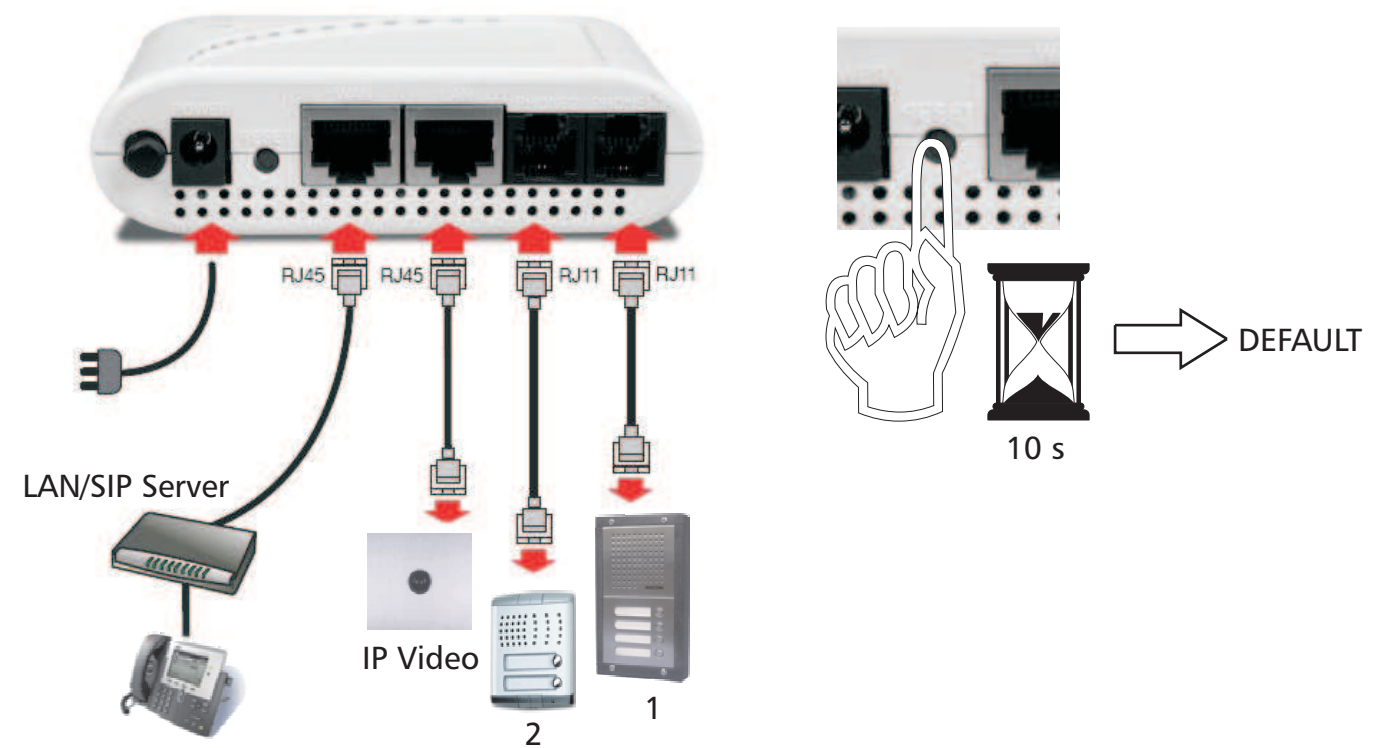


- D** VoiceGate ATA Kurzbedienungsanleitung
- GB** VoiceGate ATA quick guide
- I** VoiceGate ATA guida rapida



ETH LED
 OFF
 ON

SIP LED
 NO SIP SERVER
 PHONE 2 SIP SERVER OK
 PHONE 1 SIP SERVER OK
 PHONE 1 + 2 SIP SERVER OK

ETH LED
 NO LAN/WAN
 WAN OK
 LAN OK
 WAN + LAN OK

- D** Bitte beachten! Diese ist nur eine Kurzanleitung. Die komplette Beschreibung erhalten Sie unter www.rocom-gmbh.de
- GB** Please note! This is only a quick guide. The complete documentation can be downloaded under www.rocom-gmbh.de.
- I** Nota bene! Questa è solo una breve descrizione. La guida complete può essere scaricato sott www.rocom-gmbh.de.

© 2012 ROCOM GmbH. Änderungen und Verfügbarkeit vorbehalten. Für Fehler wird nicht gehaftet. Printed in Germany.



Quickmarks. Download reader for mobile phone: <http://www.quickmark.com.tw/En/basic/download.asp>

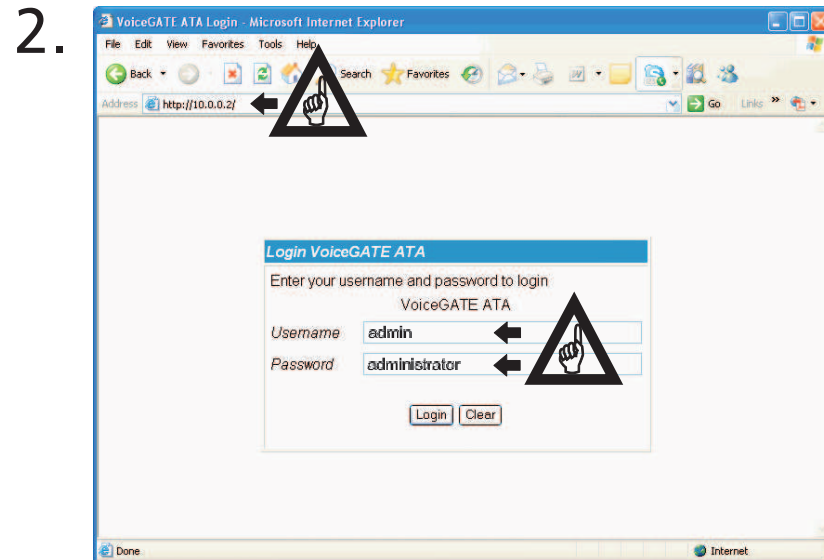
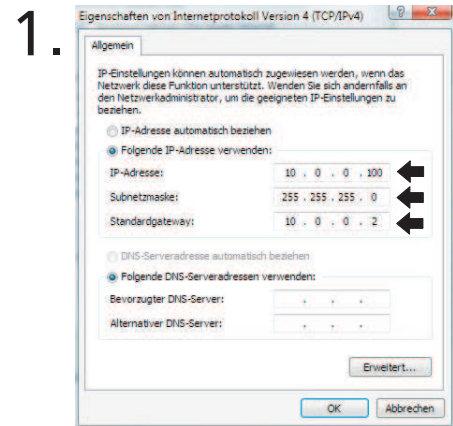


User guide
 Voicegate ATA
 complete, english

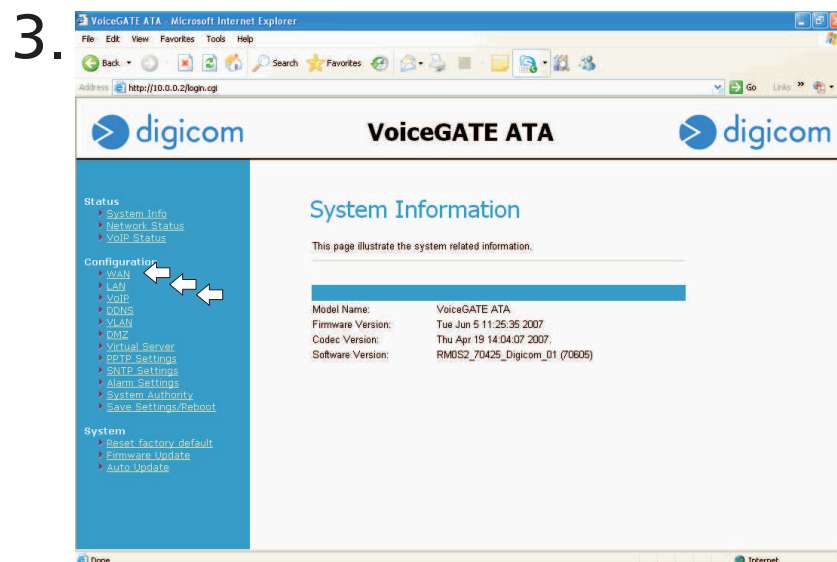
- D** VoiceGate ATA Einstellungen
- GB** VoiceGate ATA configuration
- I** VoiceGate ATA configurazione

- VoiceGate ATA empfohlene Einstellung für Türtelefone/Notrufsysteme
- VoiceGate ATA suggested configuration for the use with door phones/emergency call systems
- VoiceGate ATA configurazione suggerita per l'uso con citotelefon/chiamata d'emergenza

- D**
- GB**
- I**



Auf Ihrem PC
On your PC
Sul Vs. PC



4. WAN Settings

You could configure the WAN settings in this page.

LAN Mode: Bridge NAT

WAN Setting	
IP Type:	<input checked="" type="radio"/> Fixed IP <input type="radio"/> DHCP Client <input type="radio"/> PPPoE
IP:	192.168.2.16
Mask:	255.255.255.0
Gateway:	192.168.2.1
DNS Server1:	168.95.192.1
DNS Server2:	168.95.1.1
MAC:	000296559911
Host Name:	VOIP_TA2S

PPPoE Setting	
User Name:	
Password:	
Service Name:	

Submit Reset

5. LAN Settings

You could configure the LAN settings in this page.

LAN Setting	
IP:	10.0.0.2
Mask:	255.255.255.0
MAC:	000296aabbcd

DHCP Server	
DHCP Server:	<input checked="" type="radio"/> On <input type="radio"/> Off
Start IP:	150
End IP:	200
Lease Time:	1 0 (dd:hh)

Submit Reset

6. SIP Service Provider

You could set information of service domains in this page.

Service Provider	
Active:	<input checked="" type="radio"/> On <input type="radio"/> Off
Domain Server:	192.168.10.100
Proxy Server:	192.168.10.100
Outbound Proxy:	192.168.10.100
Display Name:	666666
User Name:	666666
Register Name:	666666
Register Password:	*****
Subscribe for MWI:	<input type="radio"/> On <input checked="" type="radio"/> Off
Status:	Registered

Submit Reset Back

1. VoIP Configuration

You could configure the VoIP settings, please click the hyperlink.

SIP Settings	
SIP Service Provider	
Port Settings	
Codec Settings	←
Codec ID Settings	←
DTMF Settings	←
RPort Settings	
QoS	

Phone Book	
Phone Book	

Phone Settings	
Call Forward	
Volume Settings	
DND Settings	
Caller ID Settings	
Dial Plan Settings	
Flash Time Settings	
Call Waiting Settings	
T.38(FAX) Settings	
Hot line Settings	

Others	
Auto Configuration Settings	
FXS Impedance Settings	
STUN Settings	
MAC Clone Settings	
Tones Settings	←
Advanced Settings	

3. DTMF Setting

You could set the DTMF setting in this page.

DTMF	
DTMF	<input type="radio"/> 2833
	<input checked="" type="radio"/> Inband DTMF
	<input type="radio"/> Send DTMF SIP Info

Submit Reset Back

2. Codec Settings

You could set the codec settings in this page.

Codec Priority	
Codec Priority 1:	G.711 a-law
Codec Priority 2:	
Codec Priority 3:	
Codec Priority 4:	
Codec Priority 5:	
Codec Priority 6:	
Codec Priority 7:	
Codec Priority 8:	
Codec Priority 9:	

RTP Packet Length	
G.711 & G.729:	20 ms
G.723:	30 ms

G.723 5.3K	
G.723 5.3K:	<input type="radio"/> On <input checked="" type="radio"/> Off

Voice VAD	
Voice VAD:	<input type="radio"/> On <input checked="" type="radio"/> Off

Submit Reset Back

4. Tones Settings

You could configure your tones settings in this page.

	Dial Tone	Ring Back Tone	Busy Tone	Error Tone	Ring Tone	Insert Tone
Cadence On:	<input type="checkbox"/>	<input checked="" type="checkbox"/>	<input checked="" type="checkbox"/>	<input checked="" type="checkbox"/>	<input checked="" type="checkbox"/>	<input checked="" type="checkbox"/>
Hi-Tone Freq.:	440	425	425	425	480	440
Lo-Tone Freq.:	350	425	425	425	440	350
Hi-Tone Gain:	4522	4522	15360	15360	15360	2261
Lo-Tone Gain:	2261	4522	15360	15360	15360	1130
On Time 1:	0	100	50	50	200	30
Off Time 1:	0	400	50	50	400	20
On Time 2:	0	0	0	0	0	30
Off Time 2:	0	0	0	0	0	400
On Time 3:	0	0	0	0	0	0
Off Time 3:	0	0	0	0	0	0

Submit Reset Back